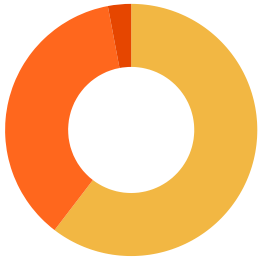


FY24 Q3 OUTCOMES REPORT

FY 2024 to Q4 Outcomes – 7.1.2023 - 03.31.2024

The Faces of Ignite

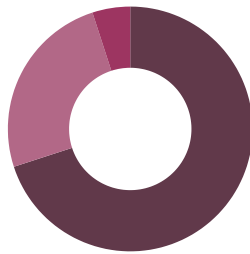


Gender

Female-identifying: 60%
Male-identifying: 38%
Nonbinary: 2%

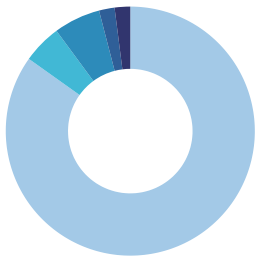
Sexual Orientation

Straight: 74%
LGBTQ-identifying: 22%
Unreported: 4%



Race

African-American: 83%
Latinx: 4%
Caucasian: 8%
Multi-racial: 3%
Other: 2%



NUMBER OF YOUTH SERVED IN FY24:

505

Reasons for Homelessness



72% of youth state family conflict



63% of youth state financial difficulty



12% of youth state violence



2% of youth state LGBT+ discrimination



How Ignite Is Serving Our Youth

youth will exit to safe and stable housing: 67%

youth will be employed and/or attend school while at Ignite: 88%

will exit the program feeling that they have improved their social support systems: 81%

will set goals/work on improving their health and well-being while in the program: 67%

0 20 40 60 80 100